

THE ULTIMATE DATA MANAGER FOR ENT-SPECIALISTS



AUDIQUEEN[®]

*Now with fully integrated A&E
psychoacoustic test suite*

TIME HAS COME TO BECOME PAPERLESS

THE MISSING LINK

Audiqueen® is the liaison between the Electronic Medical Record and the specific equipment for ENT specialists. Whether it is in your private practice or in the hospital, Audiqueen connects with elegance to your audiometer and tympanometer, endoscope, evoked potentials, rhino(mano)meter, and many more.

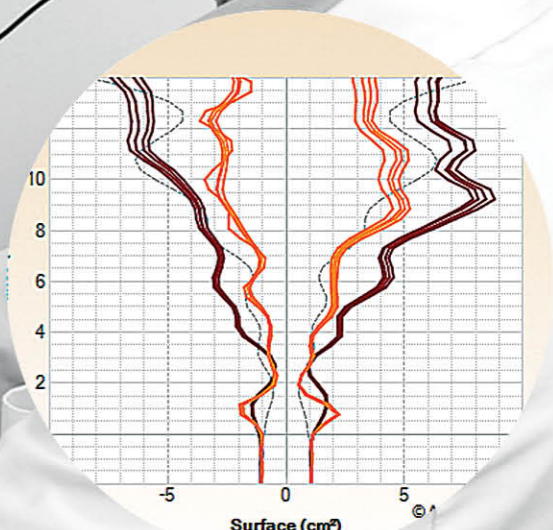
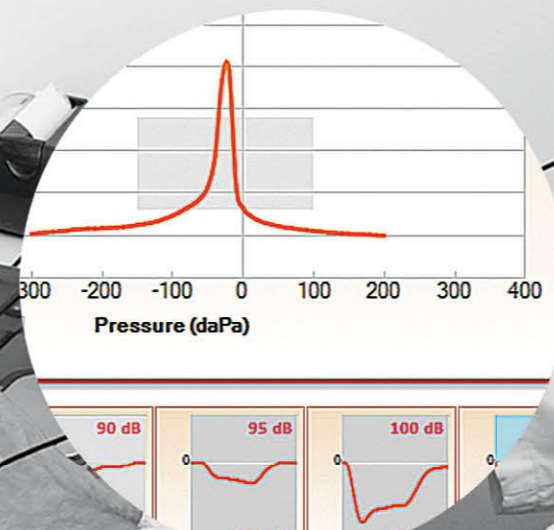
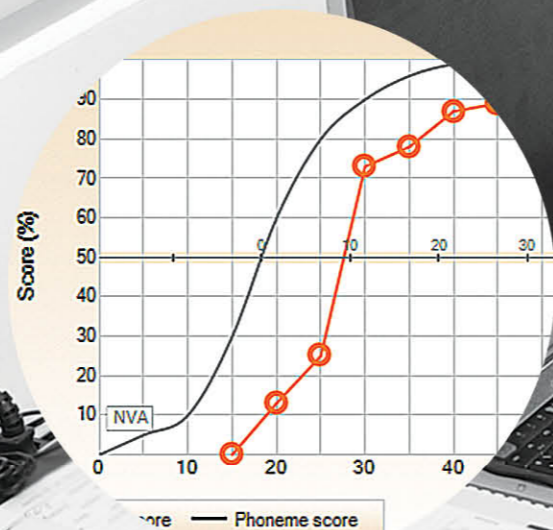
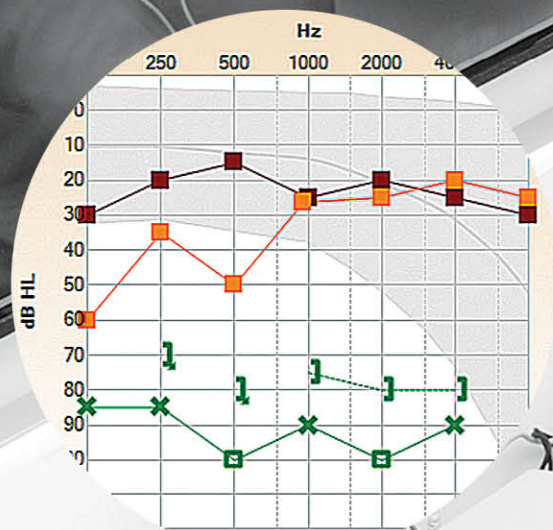
Wherever you are, Audiqueen makes sure that you have full access to all your patients' data. They are readily available through fancy yet scientific displays.

AMAZINGLY FAST AND EASY

You won't believe how easy test results are collected from your measurement instruments. Multiple results can be plotted on top of each other for swift and easy comparison. Transfer results in the format of your choice to Word documents, Powerpoint presentations, etc.

- ✓ Open Audiqueen with a button in your EMR
- ✓ Enter all ENT-related data swiftly from the peripheral devices.
- ✓ Have access to your patients' data during surgery, in the emergency room, on your ward round, really on every PC in the hospital
- ✓ View all ENT results in splendid graphs, pictures, documents
- ✓ Plot multiple results on the same graph for easy comparison or follow-up
- ✓ Print results and certificates, copy them to the clipboard, export and email them to your colleagues
- ✓ Add keywords, events, manage hearing aids
- ✓ Customize procedures, indexes and lay-outs to your liking





AUDIOMETRY



SPEECH AUDIOMETRY



IMPEDANCE MEASUREMENTS



RHINO(MANO) METRY

All routine audiometrical data can be entered and are displayed according to international standards. Data are entered either manually or through a direct connection with your audiometer.

Different audiograms can be selected to be shown together on the same audiometric chart. This is particularly useful to compare pre versus post intervention results or to monitor the evolution of a hearing loss.

Individual hearing aids or cochlear implants can be defined and aided results can be entered.

Audiqueen automatically calculates an index which can be defined in the settings. A typical index is the PTA (average air conduction thresholds at 500, 1000 and 2000 Hz).

Audiqueen can handle all kinds of speech tests with words or sentences, in quiet or in noise, with phoneme score or word score, with or without confidence intervals. It uses the same symbol set as in audiometry with separate symbols for left/right, for different conduction types, etc. Different speech audiograms can be selected to be shown together on the same audiometric chart. It is possible to have 2 horizontal axes and their values can be defined freely.

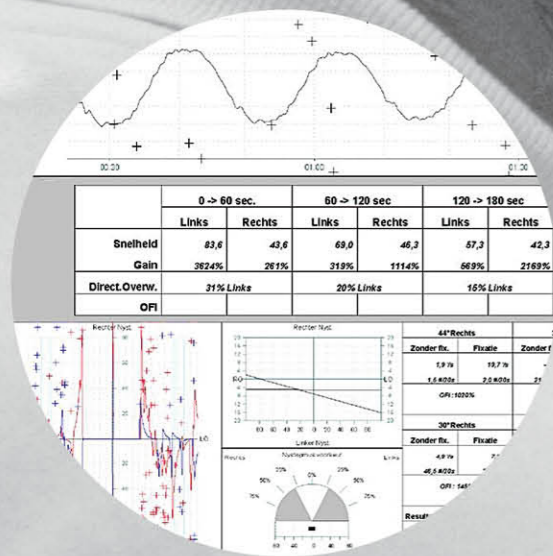
If normative data for a given speech test are available, Audiqueen calculates the SRT 50 in function of the normal curve. Audiqueen automatically calculates an index to summarize the score. Several indexes can be defined in the settings. When connected to the Speech Audiometry module of AŞE¹, speech lists from your audio CD or from *.wav files can be read and stored on your computer. These tests then become available for use in Audiqueen.

¹ See www.otoconsult.com/asse for more information on AŞE

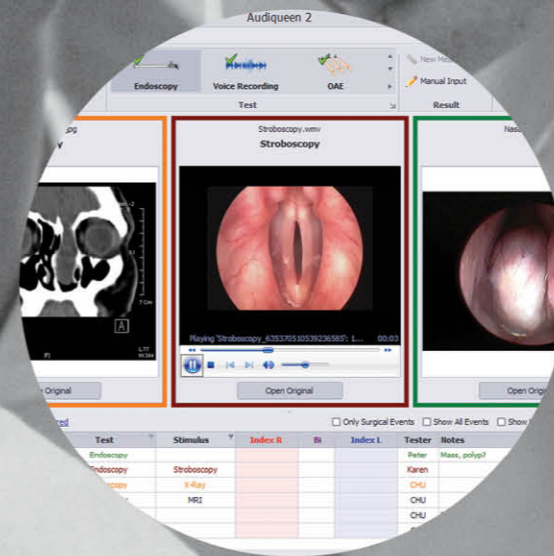
Impedance measurements are done with a tympanometer or middle ear analyzer. Data are entered into Audiqueen through a direct connection with your middle ear analyzer.

If your device is not supported, you can always print and scan the test result and enter the scanned file.

Audiqueen features support for Rhinomanometry and Acoustic Rhinometry. Measurements are collected in digital format and stored in the Audiqueen database.



	Free Field 7/08/1955 (19y)	Free Field 12/06/1955 (19y)	Free Field 29/11/1954 (18y)
a - r	Green	Green	Green
u - j	Green	Green	Green
u - a	Green	Green	Green
u - i	Green	Green	Green
i - a	Green	Green	Green
o - a	Green	Green	Green
i - e	Green	Green	Green
m - z	Green	Green	Green
s - j	Green	Green	Green
s - a	Green	Green	Green
u - o	Green	Green	Green
a - a	Green	Green	Green
o - o	Green	Green	Green
o - e	Green	Green	Green
i	Green	Green	Green



OTOACOUSTIC
EMISSIONS, ABR, ENG,
ETC...



ASSE, AUDITORY
SPEECH SOUND
EVALUATION



IMAGES, MOVIES,
SOUND, ETC...



DOCUMENTS, HAND
DRAWINGS, ETC...

Many other exams are stored by means of the "Manual Input" function. This allows you to upload any file (e.g. a doc or pdf file) that contains the report and/or the test results of the technical examination.

The Auditory Speech Sound Evaluation (ASSE®) is an extensive psycho-acoustic test suite with supraliminal auditory tests to assess the coding of intensity, spectral and temporal content of sound. Audiqueen can read and show all ASSE® results.

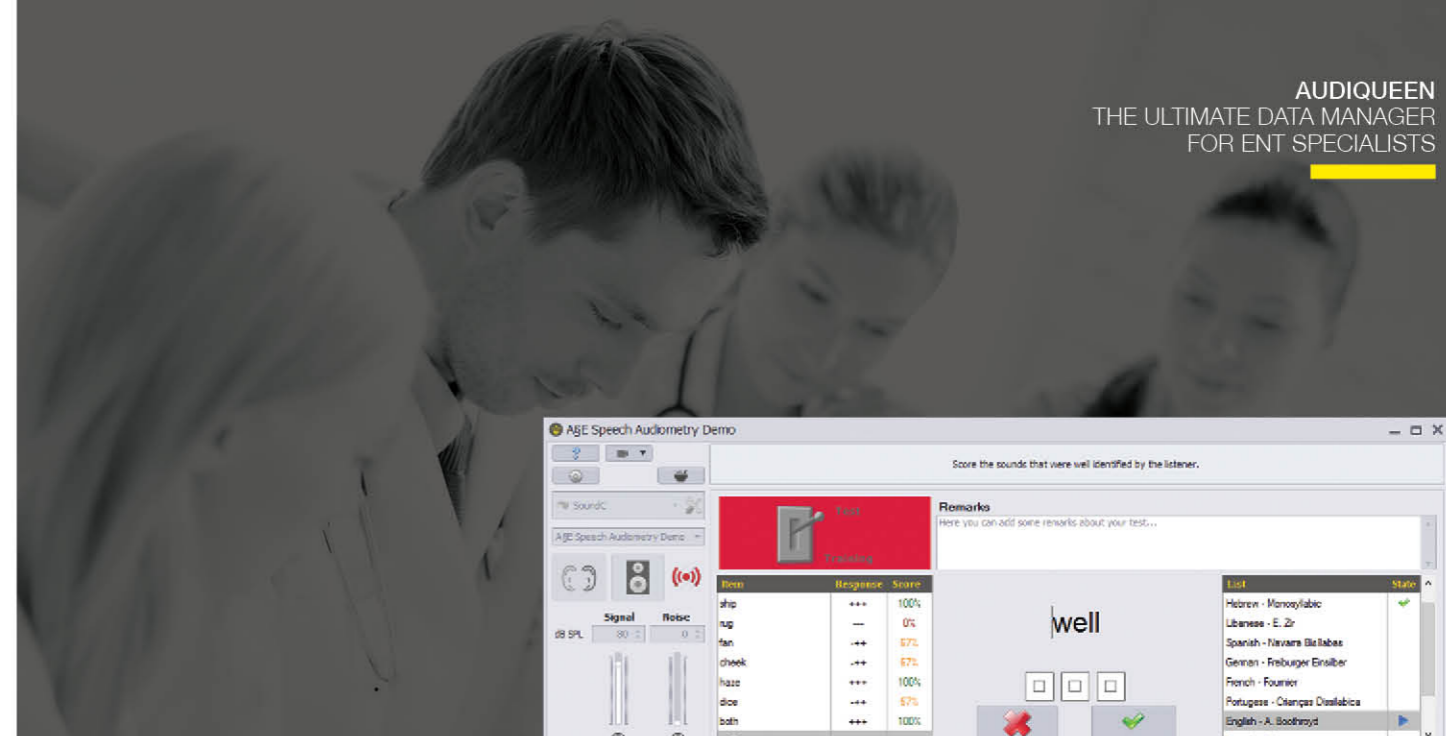
Audiqueen can store all your images, movies, sound, etc. They are entered by uploading the files (jpeg, mpeg, etc.) or they can be captured directly from the recording device, like the endoscope.

Audiqueen can handle all kinds of documents, either from scratch, or based on templates, or as retrieved from peripheral devices like scanners etc.

CONNECTIVITY
WITH
NUMEROUS ENT
INSTRUMENTS

THE PIVOT
OF YOUR
CLINICAL
UNIVERSE

The connection with measurement instruments is one of Audiqueen's strongest features. Audiqueen is designed to allow maximal ease of workflow when performing measurements. There is no need to export and import data files. The measurement data transfer is fully automated.



A&E
Psychoacoustic
Test Suite

AUDIOMETERS

Acousticon ACAM 5
Auditdata Primus
Grason-Städler GSI 10 / 16 / 61
Grason-Städler GSI Arrow
Grason-Städler GSI Tympstar
Inmedico Oscilla SM series
Inmedico Oscilla USB series
Interacoustics AA222/h
Interacoustics AC33
Interacoustics AC40
Interacoustics AD226

Interacoustics AD229b/e
Interacoustics AD629
Interacoustics Affinity
Interacoustics AS608/AS608e
Interacoustics Callisto
Interacoustics Equinox
Inventis Bell
Inventis Harp
Inventis Piano
MedRx Avant Audiometer
Otometrics AURICAL Aud

Otometrics AURICAL FreeFit
Otometrics AURICAL Plus
Otometrics MADSEN Astera
Otometrics MADSEN Conera
Otometrics MADSEN Itera II
Otometrics MADSEN Xeta
Otovation Amplitude T-series
Otovation Otopod M1/M2
Siemens Unity 2
Siemens Unity SD1000, SD110, SD120

MIDDLE EAR ANALYZERS

Grason-Stadler GSI 33
Grason-Stadler GSI TympStar
Interacoustics Titan
Interacoustics AT235/AT235h
Interacoustics AA222
Interacoustics MT10
Otometrics MADSEN Zodiac 901
Otometrics OTOFlex 100

RHINO(MANO)METERS

GM Instruments NR6
DIFRA Rhinoceros
GM Instruments A1

ENDOSCOPES

All endoscopes with video output

VESTIBULOMETRY

DIFRA NysStar II
DIFRA Vertitest II

OTHER

Is your device not in these lists? Don't worry, Otoconsult always finds a solution for your specific needs.

NOW WITH FULLY
INTEGRATED A&E
PSYCHOACOUSTIC
TEST SUITE

A&E (pronounced [eis]) is a set of psycho-acoustical tests to be used by the professional audiologist. It is now seamlessly integrated in Audiqueen. The audiologist opens Audiqueen, selects a test and executes it. It's as simple as it sounds. A&E comprises the following tests:

- Audiometry
- Speech audiometry with words or sentences, in quiet or in noise
- Phoneme detection, discrimination, identification
- Sound localization
- Prosodic tests with pseudo-words and pseudo-sentences
- Intonation tests to assess the coding of temporal fine structure



Coala Link is a ground-breaking novelty that we developed together with Cochlear Ltd™. All A&E stimuli can now be delivered directly to the CI speech processor (Nucleus CP910 or higher). The CI recipient hears the stimuli in a perfectly calibrated and fully controlled manner, without the need of audiometers, soundproof booths, etc. This really is a revolution in CI testing.



All A&E tests (except speech audiometry) now also come as self-test. Many patients can perform them on their own.



YOUR TICKET TO FASCINATING DATA ANALYSIS

Audiqueen Analytics offers a very user friendly interface to query your data. Just say what you are looking for and Analytics will find it for you.

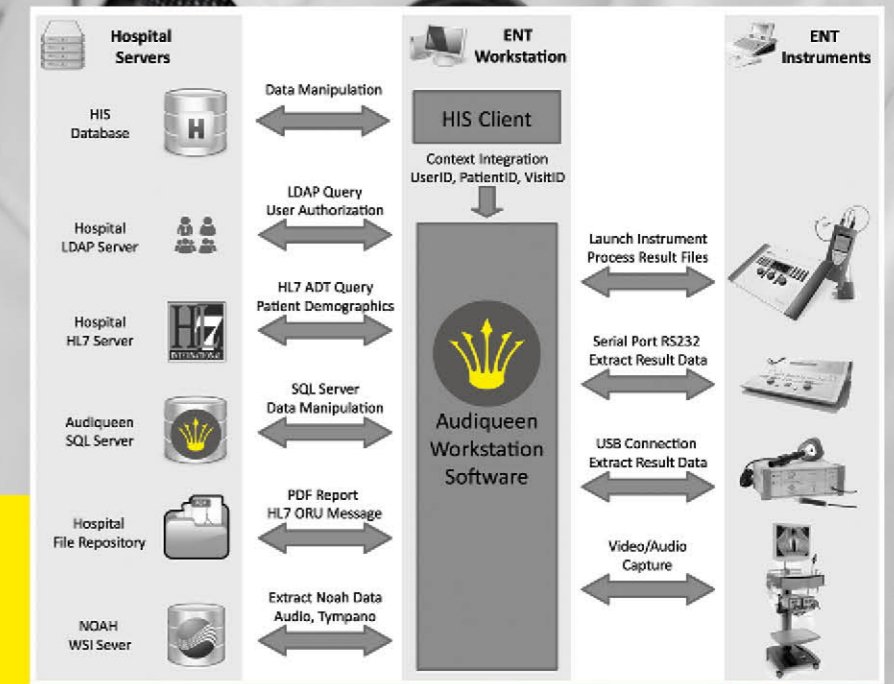
The screenshot shows the Audiqueen Analytics interface. On the left, there are various filters for 'Subjects Filter', 'Event, etc.', 'Active Devices', 'Results Filter', 'Test Type', 'Devices', 'Test Execution Date', 'Test Results', and 'Curves Filter'. The main area displays a table with columns: List Name, First Name, Birth Date, Gender, External ID, Active Device Right, Active Device Left, and Indexes Average. Below this, there are detailed views for individual tests, including 'Test', 'Date', 'Stimulus', 'Device R', 'Device L', '% EaSI Ipsl', 'BI', '% EaSI L', 'Tester', and 'Notes'.

In this example, one speech audiogram with monosyllables was retrieved per CI recipient. The patients were implanted between the age of 40 and 75 years. The speech audiometry was performed one year after surgery (± 90 days).

1	LastName	BirthDate	Gender	Externall	Executed	DeviceL
2	Male	35569	30/04/2013			CI Med-EI Concerto, CI Med-EI Opus2
4	Female	31264	18/01/2007			CI AB Auria
8	Male	32376	2/07/2008			CI AB Harmony
12	Female	33195	12/11/2009			CI AB Harmony
17	Female	32049	14/03/2008			CI Neurelec Digi DUAL
18	Male	36177	23/07/2013			AB HiRes 90K Helix, AB Harmony
21	Female	35920	12/09/2013			Neurelec Digisonic SP, Neurelec Digisonic Sap
19	Male	38945	8/09/2016			Cochlear Nucleus freedom, Cochlear CP910
24	Female	33180	5/10/2009			CI AB Harmony
25	Male	36788	3/06/2010			CI AB Harmony
26	Male	34118	31/01/2011			CI AB Clarion Harmony
27	Female	31336	19/12/2006			CI AB Auria
29	Female	36996	27/02/2014			Med-EI Concerto flex, Med-EI Opus2
30	Male	36263	15/04/2013			CI AB Harmony
38	Male	32377	12/08/2008			CI AB Harmony
41	Female	29862	2/08/2007			CI AB Auria
43	Male	31547	25/10/2016			Neurelec Digisonic SP20, Neurelec Neo
45	Female	8740	27/10/2009			CI Neurelec Digi TX9
46	Male	38792	3/03/2016			AB HiRes 90K, AB NaA-da CI Q70

Export the query results to MS Excel™ and enjoy the full power of the spreadsheet for any analysis and graphical representation.

AUDIQUEEN
THE ULTIMATE DATA MANAGER
FOR ENT SPECIALISTS



SEAMLESS INTEGRATION IN YOUR HOSPITAL NETWORK

Audiqueen is complementary to the general Hospital Information System (HIS). It can easily be integrated into any existing information system using one or several of the available integration options. The context integration ensures that the end user does not have the experience of working with two separate programs (Audiqueen and the HIS), instead the daily workflow is seamlessly integrated for maximum efficiency.

SYSTEM REQUIREMENTS

Audiqueen Workstation
Audiqueen workstations need to be connected to the local area network.
Operating Systems: Windows 8; Windows 7; Windows Vista; Windows XP.
Processor: 1 GHz Pentium processor or equivalent (Minimum); 2 GHz Pentium processor or equivalent (Recommended).
RAM: 512 MB (Minimum); 1 GB (Recommended).
Hard Disk: Up to 1 GB of available space may be required.
Display: 1024 x 768 (Minimum)

Audiqueen Database Server
Data storage is implemented using SQL Server 2008 or newer.
Operating system: Windows XP SP3, Windows Server 2003 SP2, Windows Server 2003 R2 SP2, Windows Vista SP2, Windows Server 2008 SP2, Windows 7, Windows Server 2008 R2.
Processor: Pentium III-compatible processor or faster. Minimum: 1.0 GHz, Recommended: 2.0 GHz or faster.
Memory: Minimum: 256 MB, Recommended: 1 GB.
Hard Disk: 1 GB per 1,000 patient visits (highly dependent on type of usage)



DESIGN FRIZBEE.BE

OTO

CONSULT

CONTACT US

OTOCONSULT NV
HERENTALSEBAAN 71
B-2100 ANTWERP-DEURNE
BELGIUM

WWW.OTOCONSULT.COM
INFO@OTOCONSULT.COM

